



## LIGHT Lightweight Putty

**Description:** The LIGHT putty is a filling type putty. Its density is lower than normal thanks to the special fillers it contains. Application and sanding properties are at a good level. LIGHT is also characterized by good adhesion to steel and aluminium.

**Substrates:**

- old paint coatings,
- polyester laminates,
- steel,
- galvanized steel,
- aluminium,
- two-component acrylic primers,
- two-component epoxy primers.

**Caution:** Do not apply putty directly on wash primers, adhesion increasing agent, one-component acrylic products and NC products.

The putty adheres to most types of galvanised steel used today.

**Surface preparation:**

- old coatings: degrease, dry sand with P180 - P240 and degrease again;
- polyester laminates: degrease, dry sand with P80 - P120 and degrease again;
- steel surfaces: degrease, dry sand with P80 - P120 and degrease again;
- galvanized steel: degrease, mat with abrasive needled cloth and degrease again;
- aluminium surfaces: degrease, mat with abrasive needled cloth and degrease again;
- acrylic primer: degrease, dry sand with P180 - P240 and degrease again;
- epoxy primer: degrease, dry sand with P180 - P240 and degrease again;

**Mixing ratio:**

LIGHT Lightweight putty –	100 parts by volume;
Hardener –	2 parts by volume

**Application life after mixing with the hardener:**

5 to 8 min at 20°C

**Drying time:**

25 to 35 min at 20°C  
 The time can be reduced by holding for 10 minutes at a maximum of 60°C.

**Sanding:**

Rough	P80 - P120
Finish	P120 - P240

**Coverable by:**

Polyester finishing putty, polyester spray filler, acrylic primers.

---

**Procedure:**

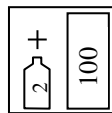
Mix the components well to get a uniform colour. Follow the required quantities of the hardener; it is recommended to use the putty dispenser to obtain proper ratios of components. Apply with a putty knife in a layer that does not exceed 5 mm of thickness. The minimum application temperature is +10°C.



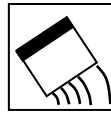
Clean and sand  
the surface



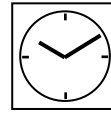
Degrease



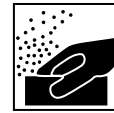
Mixing ratio by  
weight: 100+2  
Potlife:  
5 - 8 mins/20°C



Apply the putty



25 - 35  
mins/20°C



1. P80 - P120  
2. P120 - P240

---

**Colour:**

White

---

**Volatile organic compounds content:**

VOC II/B/b limit\* = 250g/l

VOC = 90g/l

\* for ready to use mixture acc. to EU Directive 2004/42/CE

---

**Equipment cleaning:**

NC solvent.

---

**Storage conditions and shelf life:**

Store in a dry and cool place, away from sources of fire and heat.

Avoid direct exposure to sunlight.

Filler: 24 months at 20°C.

Hardener: 18 months at 20°C.

---

**Safety regulations:**

See the Safety Data Sheet of the product in question.

---

**Other information:**

Registration number: 000024104

The effectiveness of our systems results from laboratory research and many years of experience. The data contained herein meets the current knowledge about our products and their application potential. We ensure high quality, provided the user follows the instructions and the work is performed in accordance with good workmanship. It is necessary to do a test application of the product due to its potentially different reaction with different materials. We may not be held liable for defects if the final result was affected by factors beyond our control.