

Technical data sheet
FIBER 30 LV W
Fitting adhesive with glass fibre
Application:

- Composite manufacturing industry
- manufacture of waterborne vessels (boats: motorboats and sailing yachts)
 - wind turbines
 - transport (fairings, car bodies, etc.)
 - other products made of composite (laminated) materials

Properties:

- excellent adhesive properties
- can be applied in thick layers (up to 30 mm)
- no sagging
- high mechanical strength
- hardened with methyl ethyl ketone peroxide

CHARACTERISTICS	FIBER 30 LV W	STANDARD
Density	1.40 – 1.50 g/cm ³	PN-EN ISO 2811-1
Gel time at 20°C	30 - 40 min	--
Colour	blue, after curing white	--
Shrinkage	< 1 %	PN EN ISO 3521
Tensile strength	> 24 MPa	PN EN ISO 527
Elongation at break	> 1 %	PN EN ISO 527
Flexural strength	> 40 MPa	PN EN ISO 178
Flexural strain	> 2.5 %	PN EN ISO 178
Glass transition temperature	58 °C	DIN EN ISO 6721
Polish Register of Shipping Type Approval Certificate	TT/1332/710250/22	

CAUTION: Tests were made with 2% Metox 50 hardener.

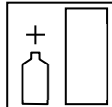
SUBSTRATES

polyester, vinyl ester and epoxy laminates	degrease with the PLUS 780 a remover, dry sand P80 – P120, and degrease again.
plywood, wood	dry sand with P80 – P120 and remove dust
rigid polyurethane foams and PVC	remove dust.

CAUTION

The adhesive should not be applied directly on wash primers, one-component acrylic or nitrocellulose products

MIXING RATIO



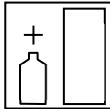


	ADHESIVE HARDENER	Ratio by weight
		100g 1.5-2.5g

COATABILITY

Polyester, vinyl ester or epoxy laminates (resins), polyester putties and acrylic primers

APPLICATION CONDITIONS

The minimum application temperature is +10°C at air humidity from 30 to 70%.

APPLICATION	
	Clean and sand the surface
	Degrease the surface with PLUS 780
	Observe the required amount of hardener. Mix the components thoroughly until a uniform colour is obtained. Weight quantity of components: Add 100 g of adhesive to 1.5-2.5 g of hardener. Gel time at 20°C: 30-40 min
	Apply with a trowel (maximum layer thickness: 10mm).
	The curing time is 2 to 3 h at 20°C with 2% of hardener.
SUPPLEMENTARY PRODUCTS	
Hardener – methyl ethyl ketone peroxide (e.g. METOX 50).	
EQUIPMENT CLEANING	
THIN 850 acrylic thinner or NC solvent.	
PACKAGING	
20 kg; 250 kg (DRUM).	
STORAGE CONDITIONS	
Store in a cool dry room, away from sources of fire and heat. Avoid direct exposure to sunlight.	
SHELF LIFE	
FIBER 30 LV W	6 months / 20°C
SAFETY	
See the Safety Data Sheet.	
NOTES	
Intended for professional use only.	
OTHER INFORMATION	
<p>Registration number: 000024104</p> <p>The effectiveness of our systems / products is the combined result of research conducted under controlled conditions in the NOVOL laboratory and our long experience. The data contained in this document reflects the current level of knowledge about our products, quality features (characteristics) and verified possibilities (conditions) of their use. We ensure the high quality of the product, provided that the user follows the instructions (guidelines included in the product data sheet) and the work is performed in accordance with good workmanship.</p> <p>Due to numerous factors that may affect the working conditions and the use of our systems / products, the recipient or user of the products is required to carry out their own tests and experiments, on the basis of which they can determine the fitness of a chosen product for a given application. The product is intended for use by professionals, at their own risk and responsibility.</p> <p>In view of the above, NOVOL does not provide any legally binding guarantees as to specific characteristics or fitness for a particular purpose.</p> <p>The principles of liability of NOVOL are set out in the General Terms and Conditions of Sale of Nautic Products (OWS NAUTIC) available at https://nautic.novol.com/uploads/OWS-nautic.pdf.</p> <p>It is the responsibility of the recipient or user of our systems / products to comply with property rights as well as the applicable laws and other regulations. The recipient or user should use the latest appropriate version of the product data sheet and the current version of the EU safety data sheet.</p>	