

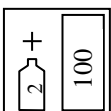

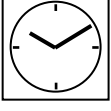



Technical data sheet

PROFISOFT

Multifunctional putty

PROPERTIES		
<p>PROFISOFT – multifunctional putty, the most universal polyester putty in our range of products. It combines the features of filling putties (good adhesion to various substrates, repair of large surface damages, easy application and sanding with coarse grain sandpaper) with the features of finishing putties (easy application in thin layers, filling of small defects, sanding with fine grain sandpaper). This product is more flexible than other putties, so PROFISOFT does not crack. After application it forms a very smooth surface, which reduces time of sanding.</p>		
SUBSTRATES		
polyester laminates	dry sand with P80-P120 and degrease again with the PLUS 780 silicone degreaser	
steel	degrease, dry sand with P80 – P120, degrease again	
galvanised steel	degrease, mat with an abrasive finishing pad, and degrease again	
aluminium	degrease, mat with an abrasive finishing pad, and degrease again	
two-component acrylic fillers	degrease, dry sand with P220 – P280, degrease again	
old paint coatings	degrease, dry sand with P220 – P280, degrease again	
CAUTION		
Do not apply polyester putty directly on top wash primers or one-component acrylic and nitrocellulose products.		
MIXING RATIO		
	PUTTY HARDENER	Weight ratio
		100g 2g
APPLICATION LIFE FROM MIXING WITH THE HARDENER		
4 to 6 min at 20°C.		

DRYING TIME		
20 to 30 min at 20°C. The time can be shortened by heating for 10 minutes at a maximum of 60°C.		
COATABILITY		
Finishing polyester putty, spray polyester filler, acrylic primers, epoxy primers		
APPLICATION CONDITIONS		
The minimum application temperature is +10°C		
APPLICATION		
	Clean and sand the surface	
	Degrease the surface with PLUS 780	
	Observe the required amount of hardener. Mix the components thoroughly until a uniform colour is obtained. Weight quantity of components: Add 100 g of PROFISOFT to 2 g of Hardener. Binding time: 4 to 6 minutes at 20°C	
	Apply a layer of 5 mm max with a putty knife.	
	Wait for 20 to 30 minutes (at 20°C)	
	rough	finish
	P80 – P120	P120 – P240
COLOUR		
Beige		

CONTENT OF VOLATILE ORGANIC COMPOUNDS (VOC)	
VOC II/B/b limit* = 250g/l	90 g/l
*For ready to use mixture.	
EQUIPMENT CLEANING	
THIN 850 acrylic thinner or NC solvent.	
STORAGE CONDITIONS	
Store in a cool dry room, away from sources of fire and heat. Avoid direct exposure to sunlight.	
SHELF LIFE	
PROFISOFT: 1,0kg, 1,8kg	24 months/20°C
Hardener	18 months/20°C
SAFETY	
See Safety Data Sheet.	
NOTES	
Intended for professional use only.	
OTHER INFORMATION	
<p>Registration number: 000024104</p> <p>The effectiveness of our systems results from laboratory research and many years of experience. The data contained herein meets the current knowledge about our products and their application potential. We ensure high quality, provided the user follows the instructions and the work is performed in accordance with good workmanship. It is necessary to do a test application of the product due to its potentially different reaction with different materials. We may not be held liable for defects if the final result was affected by factors beyond our control.</p>	