

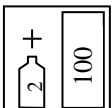

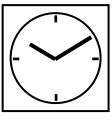



Technical data sheet

SOFT PLUS

Multifunctional putty

| PROPERTIES | | |
|---|--|--------------|
| <p>The SOFT PLUS putty is a multifunctional and the most diverse putty in our offer. The product combines the properties of filling putties (good adhesion to various substrates, repair of large irregularities, easy application and sanding with coarse abrasive papers) with the properties of finishing putties (good application in thin layers and repair of small defects, sanding with fine abrasive papers). The product leaves a very smooth surface after application, which reduces the amount of sanding required.</p> | | |
| SUBSTRATES | | |
| polyester laminates | dry sand with P80-P120 and degrease again with the PLUS 780 silicone degreaser | |
| steel | degrease, dry sand with P80 – P120, degrease again | |
| galvanised steel | degrease, mat with an abrasive finishing pad and degrease again | |
| aluminium | degrease, mat with an abrasive finishing pad and degrease again | |
| two-component acrylic fillers | degrease, dry sand with P220 – P280, degrease again | |
| old paint coatings | degrease, dry sand with P220 – P280, degrease again | |
| CAUTION | | |
| <p>Do not apply polyester putty directly on top wash primers or one-component acrylic and nitrocellulose products.</p> | | |
| MIXING RATIO | | |
|  | PUTTY HARDENER | Weight ratio |
| | | 100 g 2 g |
| APPLICATION LIFE FROM MIXING WITH THE HARDENER | | |
| 4 to 6 min at 20°C. | | |

| DRYING TIME | | |
|--|--|-----------|
| 20 to 30 min at 20°C. The time can be shortened by heating for 10 minutes at a maximum of 60°C. | | |
| COATABILITY | | |
| Finishing polyester putty, spray polyester filler, acrylic primers, epoxy primers | | |
| APPLICATION CONDITIONS | | |
| The minimum application temperature is +10°C | | |
| APPLICATION | | |
|  | Clean and sand the surface | |
|  | Degrease the surface with PLUS 780 | |
|  | Observe the required amount of hardener. Mix the components thoroughly until a uniform colour is obtained. Weight quantity of components: Add 100 g of SOFT PLUS to 2 g of Hardener. Binding time: 4 to 6 minutes at 20°C | |
|  | Apply a layer of 5 mm max with a putty knife. | |
|  | Wait for 20 to 30 minutes (at 20°C) | |
|  | rough | finish |
| | P80-P120 | P120-P240 |
| COLOUR | | |
| Beige | | |
| CONTENT OF VOLATILE ORGANIC COMPOUNDS (VOC) | | |
| VOC II/B/b limit* = 250g/l | 90 g/l | |
| *For ready to use mixture. | | |

| EQUIPMENT CLEANING | |
|---|----------------|
| THIN 850 acrylic thinner or NC solvent. | |
| STORAGE CONDITIONS | |
| Store in a cool dry room, away from sources of fire and heat. Avoid direct exposure to sunlight. | |
| SHELF LIFE | |
| SOFT PLUS 1,8 kg | 24 months/20°C |
| SOFT PLUS 3,0 kg | 12 months/20°C |
| SAFETY | |
| See Safety Data Sheet. | |
| NOTES | |
| Intended for professional use only. | |
| OTHER INFORMATION | |
| Registration number: 000024104 The effectiveness of our systems results from laboratory research and many years of experience. The data contained herein meets the current knowledge about our products and their application potential. We ensure high quality, provided the user follows the instructions and the work is performed in accordance with good workmanship. It is necessary to do a test application of the product due to its potentially different reaction with different materials. We may not be held liable for defects if the final result was affected by factors beyond our control. | |