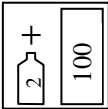




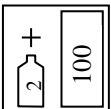





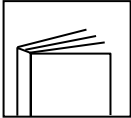
Technical data sheet

BUMPER FIX

Putty for plastics

PROPERTIES		
<p>The BUMPER FIX putty is a putty for levelling the surfaces of plastic parts, e.g. bumper fascias, rear view mirror housings, strips and mudguards. The product has a very high elasticity and excellent adhesion to most plastics (except for polyethylene (PE) and Teflon (PTFE)). It also has good adhesion to polypropylene (PP) which enables application on non-primed surfaces.</p>		
SUBSTRATES		
plastics, except for PE and PTFE	degrease, mat with abrasive needle cloth and degrease again with the PLUS 780 silicone degreaser	
polyester laminates	dry sand with P80-P120 and degrease again with the PLUS 780 silicone degreaser	
steel	degrease, dry sand with P80 – P120, degrease again	
galvanised steel	degrease, mat with an abrasive finishing pad and degrease again	
aluminium	degrease, mat with an abrasive finishing pad and degrease again	
two-component acrylic fillers	degrease, dry sand with P220 – P280, degrease again	
old paint coatings	degrease, dry sand with P220 – P280, degrease again	
CAUTION		
<p>Do not apply the putty directly on adhesion increasing agents (primers) (i.e. NOVOL PLUS 700), wash primers, one-component acrylic products and NC products.</p> <p>The putty adheres to most types of galvanised steel used today.</p>		
MIXING RATIO		
	<p>PUTTY HARDENER</p>	Weight ratio
		<p>100 g 2 g</p>

APPLICATION LIFE FROM MIXING WITH THE HARDENER	
5 to 8 min at 20°C.	
DRYING TIME	
30 to 45 min at 20°C. The time can be shortened by heating for 10 minutes at a maximum of 60°C.	
COATABILITY	
Spray polyester filler and acrylic primers. If applying on plastics or components highly exposed to impact, the next layers (primer, topcoat) shall be made elastic with the PLUS 770 elasticity increasing agent.	
APPLICATION CONDITIONS	
The minimum application temperature is +10°C	
APPLICATION	
	Clean and sand the surface
	Degrease the surface with PLUS 780
* 	Apply the PLUS 700 elasticity increasing agent
* 	Apply PROTECT 300 or PROTECT 310 with the PLUS 770 elasticity increasing agent
	Observe the required amount of hardener. Mix the components thoroughly until a uniform colour is obtained. Weight quantity of components: Add 100 g of BUMPER FIX to 2 g of Hardener. Binding time: 5 to 8 minutes at 20°C
	Apply a layer of 3 mm max with a putty knife.
	Wait for 30 to 45 minutes (at 20°C)

	rough	finish
	P120-P180	P180-P240
* when applying on polypropylene with a layer thickness over 1 mm, use two additional layers		
COLOUR		
Dark grey		
CONTENT OF VOLATILE ORGANIC COMPOUNDS (VOC)		
VOC II/B/b limit* = 250g/l	90 g/l	
*For ready to use mixture.		
EQUIPMENT CLEANING		
THIN 850 acrylic thinner or NC solvent.		
STORAGE CONDITIONS		
Store in a cool dry room, away from sources of fire and heat. Avoid direct exposure to sunlight.		
SHELF LIFE		
BUMPER FIX	24 months/20°C	
SAFETY		
See Safety Data Sheet.		
NOTES		
Intended for professional use only.		
	Technical Data Sheet - Plastic repair system	
OTHER INFORMATION		
<p>Registration number: 000024104</p> <p>The effectiveness of our systems results from laboratory research and many years of experience. The data contained herein meets the current knowledge about our products and their application potential. We ensure high quality, provided the user follows the instructions and the work is performed in accordance with good workmanship. It is necessary to do a test application of the product due to its potentially different reaction with different materials. We may not be held liable for defects if the final result was affected by factors beyond our control.</p>		